

//  
//

( )

\*

---

$V_{max}$   $K_m$

( )

/ ± / )  
 $K_m$

$V_{max}$   
( $P < /$   
(

/ ± /

/ ± /

( $P < /$  )

( )

( )

( )

( )

( )

( )

( )

( )

Raiteri

( )

( ) ( )

Shih .

) /

( pH= /

( )

g

g

( )

/ MgSO<sub>4</sub> KCl NaCl

NaH<sub>2</sub>PO<sub>4</sub> NaHCO<sub>3</sub> / CaCl<sub>2</sub> ( )

( % %)

/ pH

( )

( )

(LDH)

LDH ( )

( LDH ) ( )

X

( )

LDH

Dietz

( )

/ /)

( )

(

( )

( )

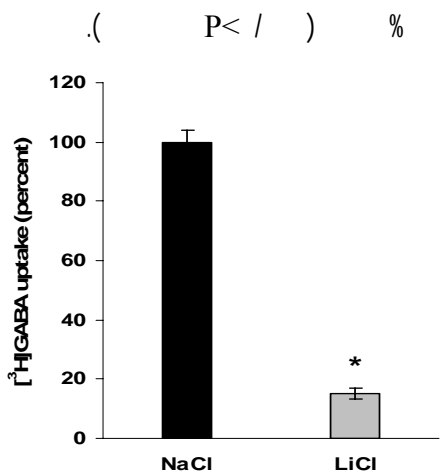
±

( % / )

P t ( )

(% ± ) LDH (n= P< / )  
g % (SDS)

(% ± ) LDH (n= P< / )  
IC<sub>50</sub>



(P< / )

K<sub>m</sub> V<sub>max</sub>  
( ) Sutch ( )  
( / ± / ) K<sub>m</sub> ( )  
( / ± / )

/ ± / V<sub>max</sub> ( / )

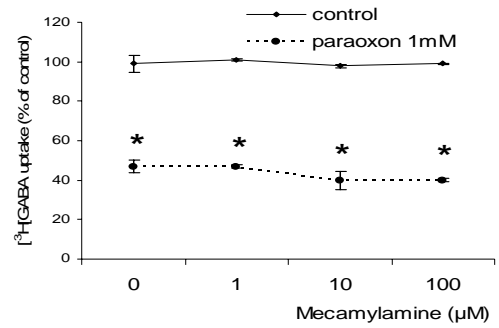
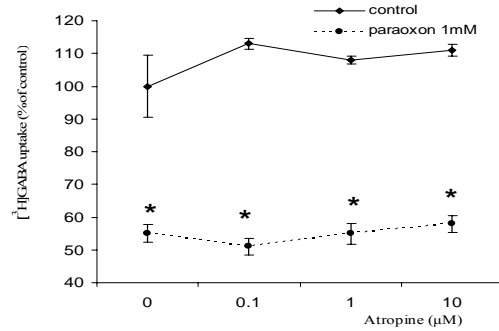
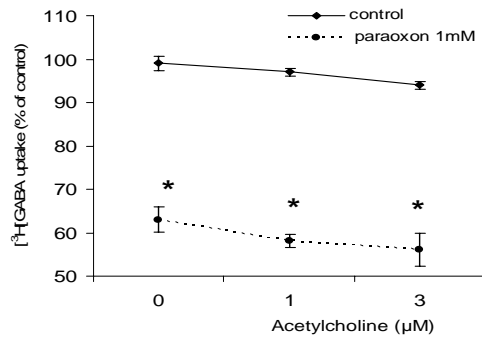
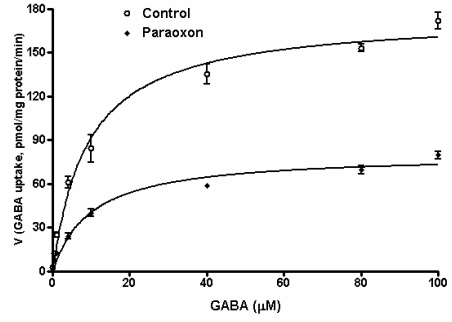
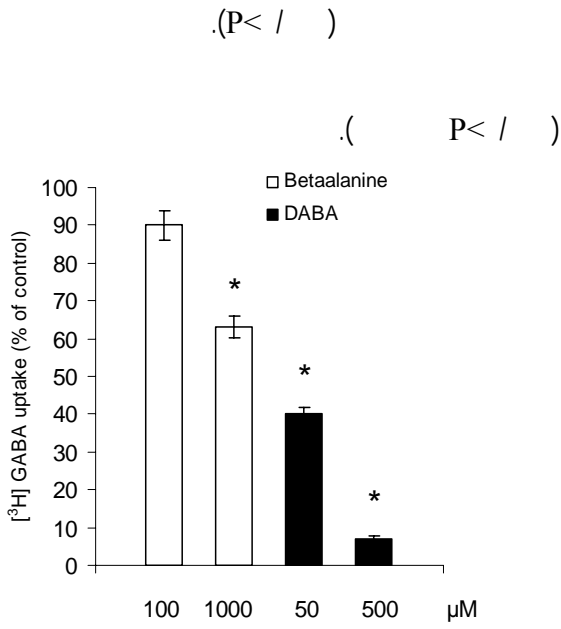
/ ± /

( P< / )

SPSS

V<sub>max</sub> K<sub>m</sub>

( )



P < / :\*)

(

LDH

( )

( )

:\*)

(

P < /

( )

( )

( )

( )

Szilagy

( )

( )

V<sub>max</sub>

K<sub>m</sub>

( )

IC<sub>50</sub>

( )

( )

( )

( )

Bahena-Trujillo

( )

:

( )

V<sub>max</sub>

Crotoxin

( )

( )

( )

Rocha

(IC<sub>50</sub>= / nm)

( )

( )

## REFERENCES

---

1. Zhang C, Malhotra SV. Increased paraoxon detection by acetylcholinesterase inactivation with ionic liquid additives. *Talanta* 2005; 67: 560-3.
2. Taylor P. Anticholinesterase agents. In: Hardman JG, Limbird LE, editors. *Goodman & Gillman's The Pharmacological basis of therapeutics*. 9<sup>th</sup> ed. McGraw Hill, 1996; P: 166-9.
3. Thierman H, Eyer P, Worek F, Szinicz L. Effects of oximes on muscle force and acetylcholinesterase activity in isolated mouse hemidiaphragms exposed to paraoxon. *Toxicology* 2005; 214: 190-7.
4. Weinbroum AA. Pathophysiological and clinical aspects of combat anticholinesterase poisoning. *Br Med Bull* 2004; 72: 119-33.
5. Rocha ES, Swanson KL, Aracava Y, Goolsby JA, Maelicke A, Albuquerque EX. Paraoxon: cholinesterase-independent stimulation of transmitter release and selective block of ligand-gated ion channels in cultured hippocampal neurons. *J Pharmacol Exp Ther* 1996; 278: 1175-87.
6. Nagata K, Huang CS, Song JA, Narahash T. Direct actions of anticholinesterases on the neuronal nicotinic acetylcholine receptor channels. *Brain Res* 1997; 769: 211-8.
7. Haywood PT, Karalliedde L. Management of poisoning due to organophosphorus compounds. *Curr Anaesth Crit Care* 2000; 11: 331-7.
8. Emerson GM, Gray NM, Jelinek GA, Mountain D, Mead HJ. Organophosphate poisoning in Perth, Western Australia, 1987-1996. *J Emerg Med* 1999; 17(2): 273-7.
9. Doctor BP, Saxena A. Bioscavengers for the protection of humans against organophosphate toxicity. *Chem Biol Interact* 2005; 157-158: 167-71.
10. McDonough JRJH, Shih TM. Neuropharmacological mechanisms of nerve agent-induced seizure and neuropathology. *Neurosci Biobehav Rev* 1997; 21: 559-79.
11. Shih TM, McDonough JrJH, Koplovitz I. Anticonvulsants for soman-induced seizure activity. *J Biomed Sci* 1999; 6: 86-96.
12. Bradford HF. Glutamate, GABA and epilepsy. *Prog Neurobiol* 1995; 47(6): 477-511.
13. Ghasemi A, Sadidi A, Khoshbaten A, Asgari A. Paraoxon inhibits GABA uptake in brain synaptosomes. *Toxicol In Vitro* 2007; 21(8): 1499-504.

- 
14. Whittaker VP. The morphology of fractions of rat forebrain synaptosomes separated on continuous sucrose density gradients. *Biochem J* 1968; 106(2): 412-7.
  15. Duarte A, Santos MS, Seica R, Oliveira CR. Oxidative stress affects synaptosomal gamma-aminobutyric acid and glutamate transport in diabetic rats: the role of insulin. *Diabetes* 2004; 53(8): 2110-6.
  16. Raiteri L, Giovedi S, Benfenati F, Raiteri M, Bonanno G. Cellular mechanisms of the acute increase of glutamate release induced by nerve growth factor in rat cerebral cortex. *Neuropharmacology* 2003; 44: 390-402.
  17. Bradford MM. A rapid and sensitive method for the quantification of microgram quantities of protein utilizing the principle of protein-dye binding. *Anal Biochem* 1976; 72: 248-54.
  18. Moss DW, Henderson AR. Clinical enzymology. In: Burtis CA, Ashwood, ER, editors. *Tietz Textbook of Clinical Chemistry*. 2<sup>nd</sup> ed. WB Saunders Company. 1994; P: 812-8.
  19. Dietz AA, Garry PJ, Madera-Orsini F, Strever BC. Colorimetric determination of serum cholinesterase and its genetic variants by the propionylthiocholine dithiobis (nitrobenzoic acid) procedure. *Clin Chem* 1973; 19: 1309-13.
  20. Sutch RJ, Davies CC, Bowery NG. GABA release and uptake measured in crude synaptosomes from genetic absence epilepsy rats from Strasburg (GAERS). *Neurochem Int* 1999; 34: 415-25.
  21. Palacin M, Estevez R, Bertran J, Zarzona A. Molecular biology of mammalian plasma membrane amino acid transporters. *Physiol Rev* 1998; 78: 969-1054.
  22. Lu CC, Hilgemann DW. GAT1 (GABA: Na<sup>+</sup>: Cl<sup>-</sup>) cotransporter function, steady state studies in giant xenopus oocyte membrane patches. *J Gen Physiol* 1999; 114: 429-44.
  23. Duarte A, Santos M, Seica R, Oliveira C. Effect of oxidative stress on the uptake of the GABA and glutamate in synaptosomes isolated from diabetic rat brain. *Neuroendocrinology* 2000; 72: 179-86.
  24. Zhang Y, Liu GQ. Sodium and chloride-dependent high and low affinity uptakes of GABA by brain capillary endothelial cells. *Brain Res* 1998; 808: 1-7.
  25. Szilagyi M, Gray PJ, Dawson RM. Effects of the nerve agents soman and tabun on the uptake and release of GABA and glutamate in synaptosomes of guinea pig cerebral cortex. *Gen Pharmacol* 1993; 24: 663-8.
  26. Whitworth TL, Quick MW. Substrate-induced regulation of gamma-aminobutyric acid transporter trafficking requires tyrosine phosphorylation. *J Biol Chem* 2001; 276(46): 42932-7.
  27. Bahena-Trujillo R, Arias-Montano JA. [<sup>3</sup>H] gamma-aminobutyric acid transport in rat substantia nigra pars reticulata synaptosomes: pharmacological characterization and phorbol ester-induced inhibition. *Neurosci Lett* 1999; 274(2): 119-22.
  28. Vatanparast J, Janahmadi M, Asgari A. The functional consequences of paraoxon exposure in central neurones of land snail, *Caucasotachea atrolabiata*, are partly mediated through modulation of Ca<sup>2+</sup> and Ca<sup>2+</sup>-activated K<sup>+</sup>-channels *Comp. Biochem Physiol* 2006; 143: 464-72.
  29. Lotti M. Cholinesterase inhibition: complexities in interpretation. *Clin Chem* 1995; 41: 1814-8.

- 
30. Wonnemann M, Singer A, Muller WE. Inhibition of synaptosomal uptake of 3H-L-glutamate and 3H-GABA by hyperforin, a major constituent of St. John's Wort: the role of amiloride sensitive sodium conductive pathways. *Neuropsychopharmacology* 2000; 23(2): 188-97.
  31. Cecchini AL, Soares AM, Giglio JR, Amara S, Arantes EC. Inhibition of L-glutamate and GABA synaptosome uptake by crotoxin, the major neurotoxin from *Crotalus durissus terrificus* venom. *J Venom Anim Toxins Incl Trop Dis* 2004; 10: 260-79.
  32. Patrylo PR, Spencer DD, Williamson A. GABA uptake and heterotransport are impaired in the dentate gyrus of epileptic rats and humans with temporal lobe sclerosis. *J Neurophysiol* 2001; 85(4): 1533-42.
  33. Dam K, Seidler FJ, Slotkin TA. Chlorpyrifos releases norepinephrine from adult and neonatal rat brain synaptosomes. *Dev Brain Res* 1999; 118(1-2): 129-33.