

//
//

()

*

:

()

ε :

NIOSH

ε

ε :

%

%

%

ε

ε

:

:

(.)

(.)

)

()

(

(.)

()

()

(.)

Daneshvar

(.)

pH

)

/

%

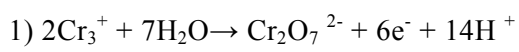
(

pH<

ppm

()

()

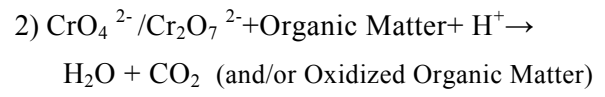


(.)

/ (e Soner

. ()

/ / / / /)



(

) (

/ / / / /)

()

() ()

() ()

) () (

) () (

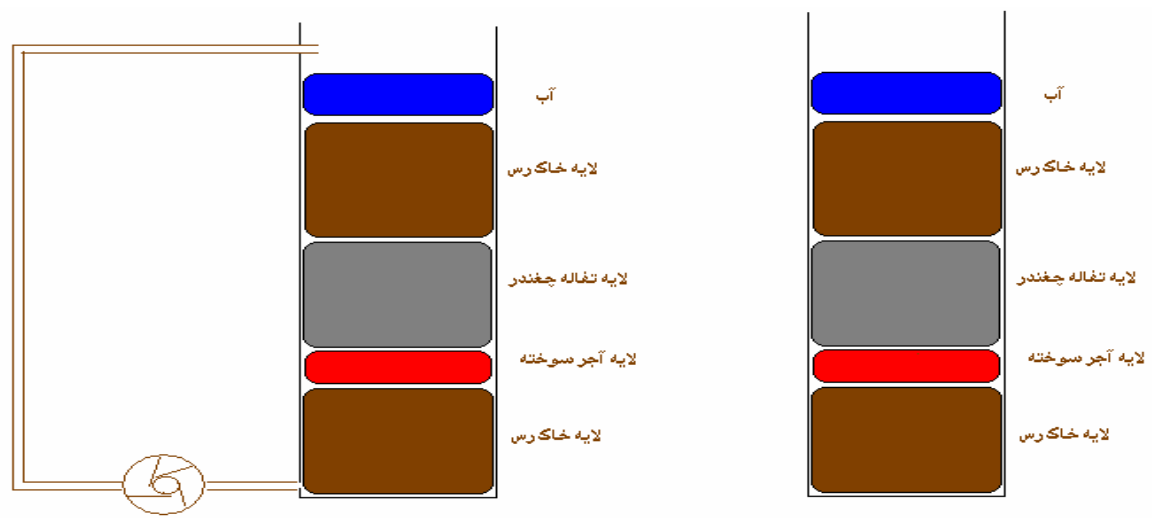
))

(

()

()

()



NIOSH

()

(Colorimetric)

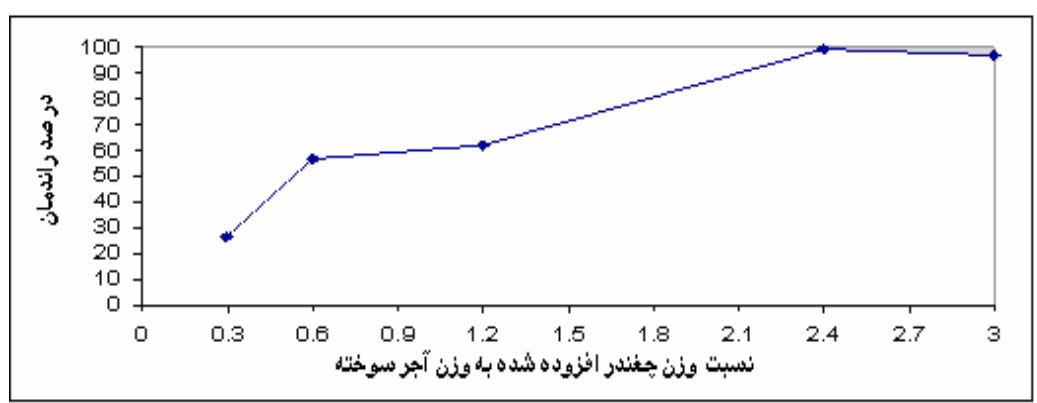
()

CV

(Recovery)

$\frac{\text{وزن جغندر افزوده شده به وزن آجر سوخته}}{\text{وزن آجر سوخته}} \times 100$

| | mg/kg | | mg/kg |
|---|-------|---|-------|
| / | / | / | / |
| / | / | / | / |
| / | / | / | / |
| / | / | / | / |
| / | / | / | / |



/ / / / / /)

(

()

)

/)

(

ء

(

/

(

)

(

)

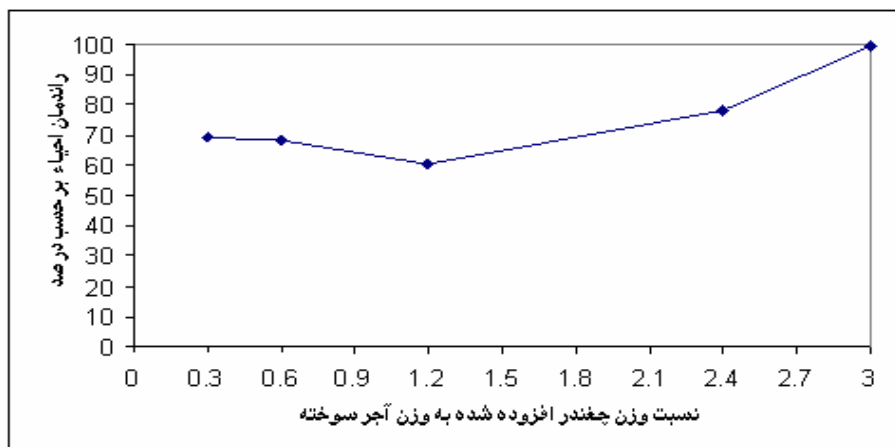
(

)

mg/kg

mg/kg

| | mg/kg | | mg/kg |
|---|-------|---|-------|
| / | / | / | / |
| / | / | / | / |
| / | / | / | / |
| / | / | / | / |
| / | / | / | / |



/ ,

) (° (

(:

)

) (

) (

(°

| | mg/kg | | mg/kg | |
|---|-------|--|-------|--|
| | / | | / | |
| | / | | / | |
| / | / | | / | |
| / | / | | / | |
| / | / | | / | |

| | mg/kg | | mg/kg | |
|---|-------|--|-------|--|
| / | / | | / | |
| | * | | / | |
| | * | | / | |

*

()

pH

()

()

()

(C)

pH

()

()

pH

REFERENCES

1. Mukherjee AB. Chromium in the environment of Finland. *Sci Total Environ* 1998;217(1-2):9-19.
2. Fryzek JP, Mumma MT, McLaughlin JK, Henderson BE, Blot WJ. Cancer Mortality in Relation to Environmental Chromium Exposure. *J Occup Environ Med* 2001; 43(7):635-40.
3. Cervantes C, Campos-García J, Devars S, Gutiérrez-Corona F, Loza-Tavera H, Torres-Guzmán JC, et al. Interactions of chromium with microorganisms and plants. *FEMS Microbiol Rev.* 2001 May;25(3):335-47.
5. Sinha S, Saxena R, Singh S. Chromium induced lipid peroxidation in the plants of *Pistia stratiotes* L.: role of antioxidants and antioxidant enzymes. *Chemosphere.* 2005;58(5):595-604.
6. Rai V, Vajpayee P, Singh SN, Mehrotra S. Effect of chromium accumulation on photosynthetic pigments, oxidative stress defense system, nitrate reduction, proline level and eugenol content of *Ocimum tenuiflorum* L. *Plant Sci* 2004; 167(5):1159-69.
7. Shanker AK, Cervantes C, Loza-Tavera H, Avudainayagam S. Chromium toxicity in plants. *Environ Int* 2005 ;31(5):739-53.
8. Fang H, Smith JD, Peaslee KD. Study of spent refractory waste recycling from metal manufacturers in Missouri. *Resour Conserv Recyc* 1999; 25:111-24.
9. Shimaoka T, Hanashima M. Behavior of stabilized fly ashes in solid waste landfill. *Waste Manage* 1996; 16(5-6): 545-54.
10. Orloff K, Falk H. An International perspective on Hazardous waste practices. *Int J Hyg Environ Health.* 2003;206(4-5):291-302.
11. Daneshvar N, Salari D, Aber S. Chromium adsorption and Cr(VI) reduction to trivalent chromium in aqueous solutions by soya cake. *J Hazard Mater.* 2002 Sep 2;94(1):49-61.
12. Altundogan HS. Cr(VI) removal from aqueous solution by iron (III) hydroxide-loaded sugar beet pulp. *Process Biochem* 2005; 40(3-4): 1443-52.
13. Burhanettin Işıklı B, Demir TA, Akar T, Berber A, Ürer SM, Kalyoncu C. Effects of chromium exposure from a cement factory. *Environ Res* 2003; 91: 113-8.
14. NIOSH [1994] Chromium, Hexavalent; Method 7600. Eller PM, Cassinelli ME, editors. NIOSH Manual of Analytical Methods (NMAM), 4th ed. Cincinnati, OH: National institute for occupational safety and health, DHHS(NIOSH) Publication No.94-113.
15. Erdem M, Gür F, Tümen F. Cr (VI) reduction in aqueous solutions by siderite. *J Hazard Mater* 2004;113: 217-22.

16. Mullet M, Boursiquot S, Ehrhardt JJ. Removal of hexavalent chromium from solutions by mackinawite, tetragonal FeS. *Colloids surf, A Physicochem Eng Asp* 2004; 244 : 77-85.
17. Xu XR, Li HB, Li XY, Gu JD. Reduction of hexavalent chromium by ascorbic acid in aqueous solutions. *Chemosphere* 2004; 57: 609–613.
18. Wang T, Li Z. High-temperature reduction of chromium (VI) in solid alkali. *J Hazard Mater* 2004; 112: 63-9.
19. Veeken A, Kalyuzhnyi S, Scharff H, Hamelers B. Effect of pH and VFA on hydrolysis of organic solid waste. *J Environ Eng* 2000;126(12):1076-81.
20. Lovley DR, Phillips EJ. Organic matter mineralization with reduction of ferric iron in anaerobic sediments. *Appl Environ Microbiol* 1986; 51: 683-9.