

// ( )  
// , ,

## (VEMP)

\*

---

(EMG) (VEMP) :

(SCM) VEMP :

( ) VEMP :

VEMP :

VEMP :

VEMP dBnHL :

VEMP Hz :

VEMP VEMP Hz :

VEMP :

---

( )

( ) ( )

VEMP ( )

(N<sub>1</sub>) ( )

(P<sub>2</sub>) .

( ) N<sub>1</sub> P<sub>1</sub> ( )

( ) (EMG)

VEMP (SCM)

( ) SCM ( )

(Non0inverting) VEMP SCM

SCM (.)

SCM

VEMP EMG

( ) EMG

SCM VEMP VEMP

EMG P<sub>1</sub>-N<sub>1</sub> ( :

EMG ( .

EMG VEMP

SCM

( .

EMG

VEMP SCM (.)

VEMP )

(

VEMP

VEMP

( ) (P<sub>1</sub>) VEMP

VEMP ( )  
 ENG/ )  
 ( )  
 VEMP .( )

mmHg

( )

mmHg

VEMP

( mmHg)

mmHg

VEMP

EMG

( )

VEMP

VEMP

( )

( )

( / ± / )

VEMP

Bio-Logic AEP VEMP  
 AEP System 580-NAVPRO

/ Hz ( )

( )

( )

VEMP

/ )

( )

/ dB nHL ( )

( )

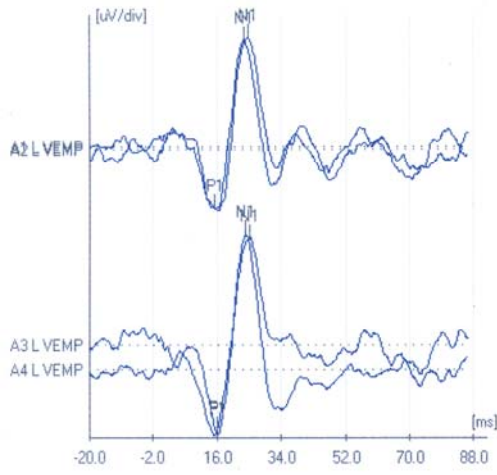
Hz

P<sub>1</sub>

P<sub>1</sub>-N<sub>1</sub>

N<sub>1</sub> )

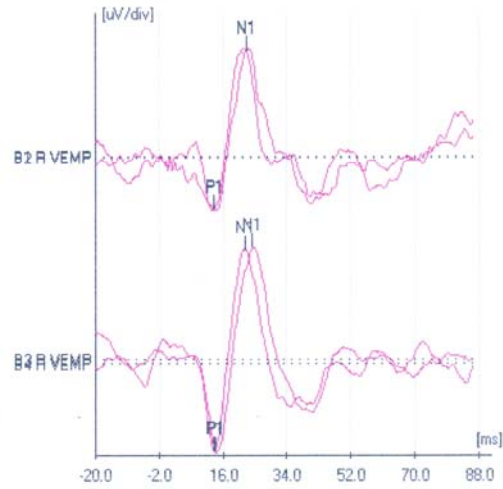
(N<sub>1</sub>)  
(P<sub>2</sub>)



VEMP

(P<sub>1</sub>)

VEMP




dB nHL

VEMP

) SCM

(

.)



SCM

(

)

SCM

SCM

SCM

.( )

( )

)

) VEMP

SCM

( SCM

) SCM

(

(

SPSS 12

P<sub>1</sub>-N<sub>1</sub>

( / ± / ) ( )

( / ± / ) ( / ± / ) P < /

(

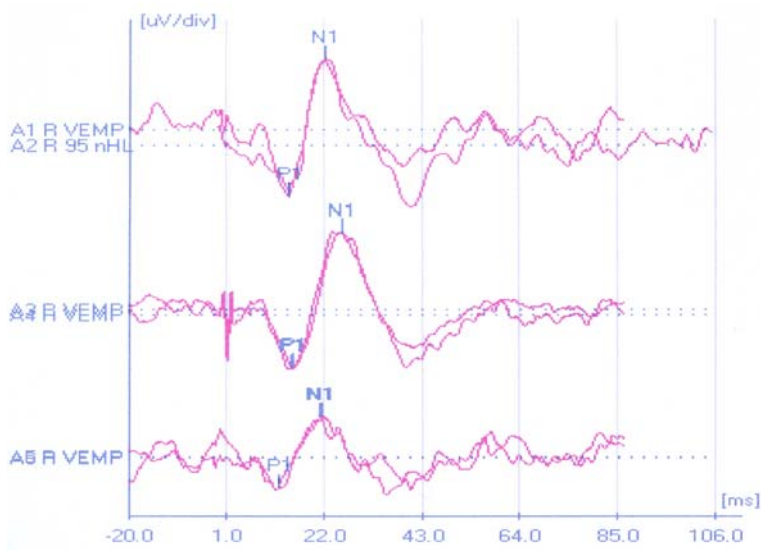
P<sub>1</sub>-N<sub>1</sub>

(P= / ) VEMP

(P= / ) )

(P= / ) dBnHL (

( )



dB nHL

VEMP

SCM

/ ± / / ± / P<sub>1</sub>

N<sub>1</sub> P<sub>1</sub> P<sub>1</sub>-N<sub>1</sub> N<sub>1</sub>

VEMP

( )

( : P<sub>1</sub> N<sub>1</sub> P<sub>1</sub>

( / ± / / ± /

VEMP

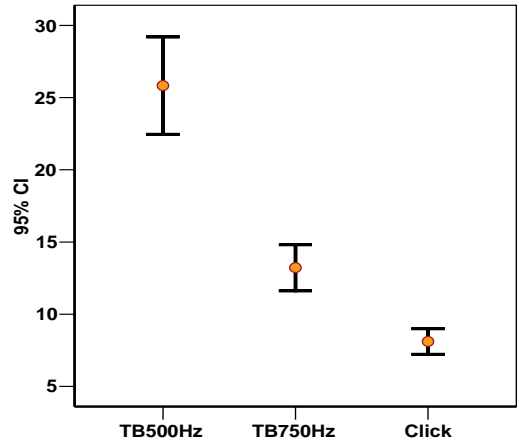
( : N<sub>1</sub>

VEMP

VEMP ( )

VEMP

( )



VEMP

VEMP

( )

dBnHL

N<sub>1</sub> P<sub>1</sub>

VEMP

(N<sub>1</sub> P<sub>1</sub>) VEMP

( )

( )

( )

( )

( )

( )

SCM

)

VEMP

VEMP

(

VEMP

( )

VEMP

( ) ( )  
 (ENG) VEMP  
 )  
 VEMP ( VEMP  
 ( ) SCM  
 SCM VEMP  
 VEMP  
 EMG  
 VEMP EMG VEMP  
 VEMP ( )  
 SCM  
 VEMP SCM

## **REFERENCES**

---

1. Popper A, Plan C, Soidal W. Acoustic functions in the fish ear. *Trends Neurosci* 1882; 5: 276-80.
2. Moffat A, Capranica R. Auditory sensitivity of the saccule in the American toad (*Bufo Americanus*). *J Compo Physiol* 1976; 105: 1.
3. Young E, Fernandez C, Goldberg J. Responses of squirrel monkey vestibular neurons to audio-frequency sound and head vibration. *Acta Oto-Laryngologica* 1977; 84: 352-60.
4. Murofushi T, Curthoys IS, Topple AN, Colebatch JG, Halmagyi GM. Response of guinea pig primary vestibular neurons to clicks. *Experiment Brain Res* 1995; 103: 174-8.

5. McCue Mp, Guinan JJ. Spontaneous activity and frequency selectivity of acoustically responsive vestibular afferents in the cat. *J Neurophysiol* 1995; 74(4): 1563-72.
6. Bickford RG, Jacobson JL, Cody TR. Nature of average evoked potentials to sound and other stimuli in man. *Ann N Y Acad Sci* 1964; 112: 204-23.
7. Colebatch JC. Vestibular evoked potentials. *Curr Opin Neurol* 2001; 14: 21-6.
8. Akin FW, Murnane OD, Proffitt TM. The effects of click and tone-burst stimulus parameters on the vestibular evoked myogenic potential (VEMP). *J Am Acad Audiol* 2003; 14 (9): 500-9.
9. Halmagyi GM, Curthoys I. Otolith function tests. In: SJ Herdman S, editor. *Vestibular Rehabilitation*. Philadelphia: FA. Davis. 2000; PP: 196-214.
10. Zhou G, Cox L. Vestibular evoked myogenic potentials: histoty and overview. *Am J Audiol* 2004; 13: 135-43.
11. Colebatch JC, Halmagyi GM. Vestibular evoked potentials in human neck muscles before and after unilateral vestibular deafferentation. *Neurology* 1992; 42: 1635-6.
12. Colebatch J, Halmagyi GM, Skuse NF. Myogenic potentials generated by a click-evoked vestibulocollic reflex. *J Neurol Neurosurg Psychiat* 1994; 57: 190-7.
13. Wu C, Young Y. Vestibular evoked myogenic potentials are intact after sudden, deafness. *Ear Hear* 2002; 23: 235-8.
14. Vanspauwen R, Wuyts FL, Van de Heyning PH. Improving vestibular evoked myogenic potential reliability by using a blood pressure manometer. *Laryngoscope* 2006; 116: 131-5.
15. Vanspauwen R, Wuyts FL, Van de Heyning PH. Validity of a new feedback method for the VEMP test. *Acta Oto-Laryngologica* 2006; 126: 796-800.
16. Roberrson DD, Ireland DJ. Vestibular evoked myogenic potentials. *J Otolaryngol* 1995; 24: 3-8.
17. Lim CL, Clousron P, Sheean G, Yiannikas C. The influence of voluntary EMG activity and click intensity on the vestibular click evoked myogenic potential. *Muscle Nerve* 1995; 18: 1210-3.
18. Bath AP, Harris N, Yardley MP. The vestibulo-collic reflex. *Clin Otolaryngol* 1998; 23. 462-6.
19. Li MW, Houlden O, Tomlinson RD. Click evoked EMG responses in sternocleidomastoid muscles: characteristics in normal subjects. *J Vestibular Res* 1999; 9: 327-34.
20. De Waele C. Tran Ba Huy P, Diard J-P, Freyss G, Vidal PP. Saccular dysfunction in Meniere's disease. A vestibular-evoked myogenic potential study. *Ann N Y Acad Sci* 1999; 871: 392-7.
21. Murofushi T, Matsuzaki M, Chih-Hsiu W. Short tone burst evoked myogenic potentials on the sternocleidomastoid muscle: Are these potentials also of vestibular origin? *Arc Otolaryngol Head Neck Surg* 1999; 125: 660-4.
22. Todd NPM, Cody FWJ, Banks JR. A saccular origin of frequency tuning in myogenic vestibular evoked potentials: implications for human responses to loud sounds. *Hear Res* 2000; 141: 180-8.
23. Ochi K, Ohashi T, Nishililo H. Variance of vestibular-evoked myogenic potentials. *Laryngoscope* 2001; 111: 522-7.

- 
24. Welgampola MS, Colebatch JG. Characteristics of tone burst-evoked myogenic potentials in the sternocleidomastoid muscles. *Otol Neurotol* 2001; 22: 796-802.
  25. Akin FW, Murnane OD, Panus PC, Caruthers SK, Wilkinson AE, Medley TM. The influence of voluntary tonic EMG level on the vestibular evoked myogenic potential. *J Rehabil Res Dev* 2004; 41(3B):473-80.
  26. McCue MP, Guinan JJ. Acoustically responsive fibers in the vestibular nerve of the cat. *J Neurosci* 1994; 14(10): 6058-70.
  27. Zhou G, Cox L. Vestibular evoked myogenic potentials: history and overview. *Am J Audiol* 2004; 13: 135-43.
  28. Rauch S. Vestibular evoked myogenic potentials. *Otolaryngol Head Neck Surg* 2006; 14: 299-304.